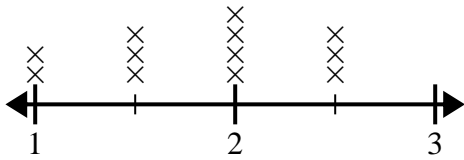




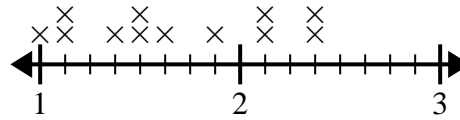
Use the line plots to answer each question.

- 1) The line plot below shows the sizes of different insects (in inches).



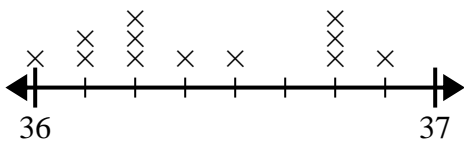
What is the difference in size between the shortest and longest insect?

- 2) The line plot below shows the distance (in miles) Rachel walked each day.



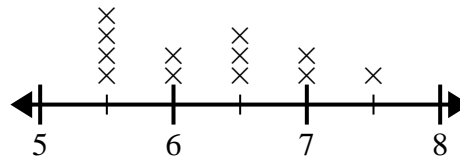
What is the difference in distance between the fewest miles she walked in a day and most miles she walked in a day?

- 3) The line plot below shows the height of different students (in inches).



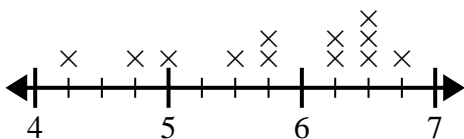
What is the difference in inches between the tallest and shortest students?

- 4) The line plot below shows the distance students lived from the school (in miles).



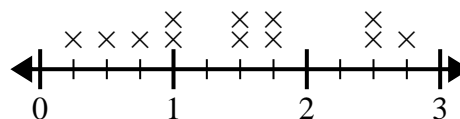
What is the difference in miles between the students who live closest and furthest away?

- 5) The line plot below shows the height (in inches) of different phone brands.



What is the difference in height between the shortest phone and longest phone?

- 6) The line plot below shows the amount of water (in gallons) students drank in a week.



What is the difference in the lowest amount of water and the highest amount of water students drank?

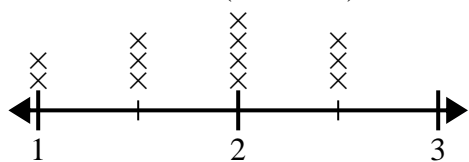
Answers

1. _____
2. _____
3. _____
4. _____
5. _____
6. _____



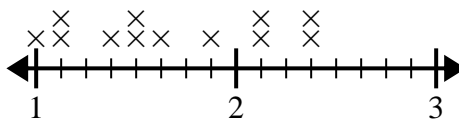
Use the line plots to answer each question.

- 1) The line plot below shows the sizes of different insects (in inches).



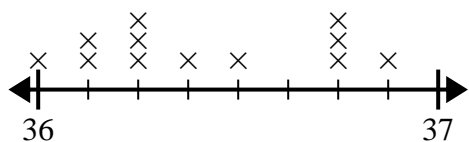
What is the difference in size between the shortest and longest insect?

- 2) The line plot below shows the distance (in miles) Rachel walked each day.



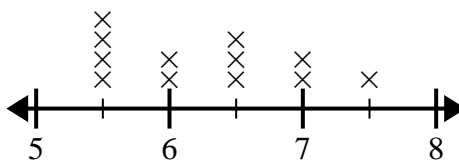
What is the difference in distance between the fewest miles she walked in a day and most miles she walked in a day?

- 3) The line plot below shows the height of different students (in inches).



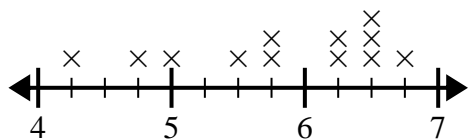
What is the difference in inches between the tallest and shortest students?

- 4) The line plot below shows the distance students lived from the school (in miles).



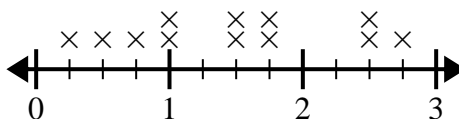
What is the difference in miles between the students who live closest and furthest away?

- 5) The line plot below shows the height (in inches) of different phone brands.



What is the difference in height between the shortest phone and longest phone?

- 6) The line plot below shows the amount of water (in gallons) students drank in a week.



What is the difference in the lowest amount of water and the highest amount of water students drank?

Answers

1. $1\frac{1}{2}$
2. $1\frac{3}{8}$
3. $\frac{7}{8}$
4. $2\frac{0}{2}$
5. $2\frac{2}{4}$
6. $2\frac{2}{4}$